

11e

Iowa Department of Transportation SECONDARY ROADS BUDGET


County: **Woodbury County**
Fiscal Year: **2021**
Version: **1**

COUNTY CERTIFICATION

This Secondary Road Budget was adopted by the Board of Supervisors on


5/25/2021
Date

ATTESTED




County Auditor

5/25/2021
Date



County Engineer

5/25/2021
Date



Chairperson, Board of Supervisors

5/25/2021
Date

IOWA DOT BUDGET APPROVALS

Recommended Approval: _____
OLS Reviewer

Date

Approval: _____
Director of Local Systems

Date

SECONDARY ROADS BUDGET

		Actual Receipts Prior Years		Estimated Receipts	
		2 nd Prior	1 st Prior	Current	Next
		FY 2018	FY 2019	FY 2020	FY 2021
1. County Auditor's Beginning Balance		\$4,383,406.12	\$5,393,811.81	\$4,428,922.04	\$2,799,887.90
Receipts from Property Tax Levies	1.13950 Dollars on all taxable property in county except on property within cities and towns. (Max. \$3.00375)	\$2,328,000.00	\$1,176,584.20	\$1,450,000.00	\$1,500,000.00
	0.00000 Dollars on all taxable property in the county. (Max. \$0.16875)				
2A. Local Option Sales Tax		\$2,063,693.72	\$2,216,318.82	\$2,052,597.88	\$2,100,000.00
3. Regular Road Use Tax Received	(Doesn't include transfer of local R.U.T. to FM account for const. on FM routes)	\$5,241,381.41	\$5,293,223.88	\$5,493,629.00	\$6,000,000.00
3b. Amount for 306.4(a3)	(Senate File 451 - FM Ext. in City <=500)	\$60,030.74	\$55,857.00	\$65,401.22	\$62,000.00
3c. Time 21		\$799,872.49	\$778,622.39	\$709,616.21	\$780,000.00
4. RISE Funds		\$711,503.46	\$0.00	\$0.00	\$0.00
5. FA Bridge Replacement Funds		\$94,522.03	\$131,828.98	\$0.00	\$0.00
5a. SWAP Bridge Replacement Funds		\$0.00	\$0.00	\$0.00	\$973,500.00
6. Proposed transfer of FM funds to Local Secondary Fund.(Section 309.10)		\$0.00	\$0.00	\$0.00	\$0.00
7.Tax Refunds (-) and/or Credits (+).(Section 309.10 - Code of Iowa)		\$0.00	\$6,355.32	\$0.00	\$0.00
8. Miscellaneous Receipts <i>Donations, sale of used materials, Special Assessments, etc</i> <i>Itemized for 2021</i>	EWP and Hungry Canyons				\$300,000.00
	fema	\$105,037.93		\$107,699.36	\$915,000.00
	gravelPits	\$5,740.00	\$5,740.00	\$13,530.00	\$15,000.00
	licensesAndPermits	\$33,270.00	\$30,940.00	\$23,110.00	\$33,000.00
	Reimbursements				\$75,000.00
	All Other	\$67,862.77	\$31,757.95	\$19,768.56	\$43,338.00
9. Total Miscellaneous Receipts		\$211,910.70	\$68,437.95	\$164,107.92	\$1,381,338.00
10. TOTAL RECEIPTS		\$15,894,320.67	\$15,121,040.35	\$14,364,274.27	\$15,596,725.90
11. Road Use Tax Funds or other local funds not transferred to Secondary Roads to be transferred to FM fund for construction.		0	0	\$0.00	\$0.00

SECONDARY ROADS BUDGET

	Actual Expenditures Prior Years		Estimated Expenditures	
	Prior 2	Prior 1	Current	Next
	FY 2018	FY 2019	FY 2020	FY 2021
70X * Administration and Engineering				
700 Administration Expenditures	\$272,660.90	\$248,330.08	\$258,221.97	\$346,496.00
701 Engineering Expenditures	\$751,514.84	\$797,447.84	\$916,237.08	\$875,953.00
TOTAL ADMINISTRATION AND ENGINEERING	\$1,024,175.74	\$1,045,777.92	\$1,174,459.05	\$1,222,449.00
020* Construction				
Adjusted Construction Program Expenditures (300) on FM and Local Sec. Roads <i>(With other than FM funds ---See Accomplishment Year projects)</i>	\$1,726,765.59	\$1,537,020.08	\$2,425,462.59	\$4,500,000.00
71X* Roadway Maintenance				
710 Bridges and Culverts (420, 430)	\$376,306.71	\$355,797.69	\$277,326.34	\$541,891.00
711 Roads (4250, 460, 480)	\$3,542,507.54	\$3,576,427.96	\$3,570,575.17	\$4,170,263.00
712 Snow and Ice Control (520)	\$533,302.16	\$570,391.57	\$507,983.00	\$468,340.00
713 Traffic Controls (590)	\$256,782.31	\$263,055.21	\$306,474.96	\$407,666.00
714 Road Clearing (490)	\$244,865.34	\$318,337.24	\$403,879.74	\$290,152.00
TOTAL ROADWAY MAINTENANCE	\$4,953,764.06	\$5,084,009.67	\$5,066,239.21	\$5,878,312.00
72X * General Roadway				
720 New Equipment (610)	\$812,368.98	\$869,048.00	\$860,786.00	\$1,155,000.00
721 Equipment Operations (620, 630, 650)	\$1,665,766.59	\$1,901,160.51	\$1,784,759.38	\$1,822,459.00
722 Tools, Materials and Supplies (655, 660, 670, 680, 690)	\$97,024.14	\$102,800.85	\$102,242.60	\$147,000.00
723 Real Estate and Buildings (800)	\$220,643.76	\$152,301.28	\$150,437.54	\$155,000.00
TOTAL GENERAL ROADWAY	\$2,795,803.47	\$3,025,310.64	\$2,898,225.52	\$3,279,459.00
TOTAL EXPENDITURES (70X + 020 + 71X + 72X)	\$10,500,508.86	\$10,692,118.31	\$11,564,386.37	\$14,880,220.00
County Auditor's balance at end of fiscal year	\$5,393,811.81	\$4,428,922.04	\$2,799,887.90	\$716,505.90
TOTAL (Must equal receipts) [Does not include transfer of Road Use Tax to FM Fund]	\$15,894,320.67	\$15,121,040.35	\$14,364,274.27	\$15,596,725.90